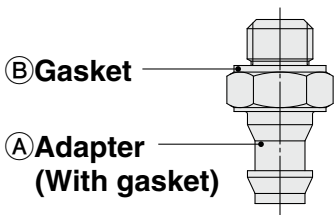
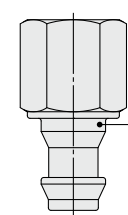


Oval Pad *ZP Series* Mounting Bracket Assembly

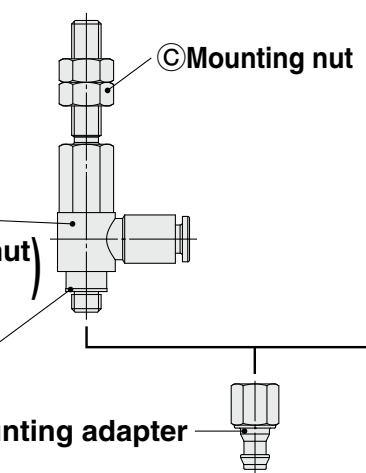
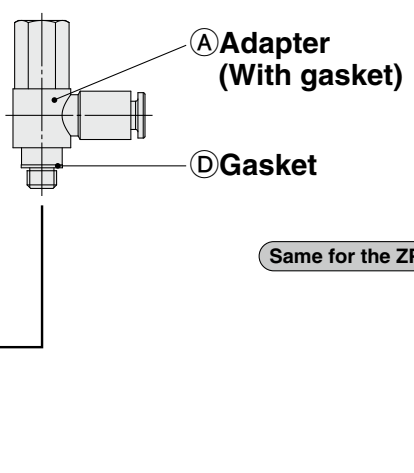
Adapter Assembly: Vacuum Inlet Direction **Vertical** T Type/ZP□T

Product part no.	<p style="text-align: center;">ZP □ T ① U □ - ②</p> <p style="text-align: center;">Adapter material (Brass/Stainless steel) • Pad size • Pad form • Vacuum inlet (Male/Female thread) • Pad material •</p>	
Component parts	<p>Male thread</p>  <p>Ⓑ Gasket Ⓐ Adapter (With gasket)</p>	<p>Female thread</p>  <p>Ⓐ Adapter</p>
Same for the ZP/Basic type		

		Symbol	① Pad size symbol		
			2004	3507	4010
Ⓐ Adapter	② Vacuum inlet	Male thread	M5 x 0.8	A5	ZP□T1-A5
		Male thread	M6 x 1	A6	ZP□T1-A6
	Female thread	M4 x 0.7	B4	ZP□T1-B4	
		M5 x 0.8	B5	ZP□T1-B5	
Ⓑ Gasket (Single unit)	Adapter material	Brass	For M5 x 0.8	10 pcs.*1	ZP-5G2
				100 pcs.*1	M-5G2
		For M6 x 1	10 pcs.*1	ZP-6G2	
			100 pcs.*1	M-6G	
	Stainless steel	For M5 x 0.8	10 pcs.*1	M-5G3	
		For M6 x 1	1 pc.*1	M-6G-X34	

*1 The gasket (single unit) sales unit is shown.

Adapter Assembly: With One-touch Fitting, Vacuum Inlet Direction Lateral R Type/ZPR

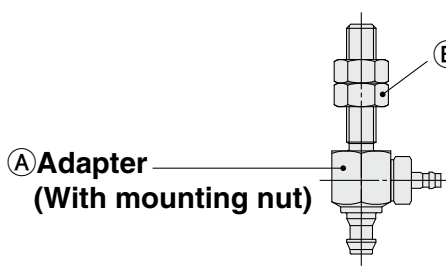
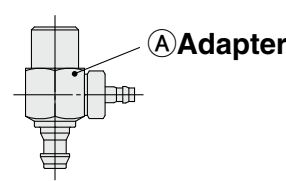
Product part no.	<p style="text-align: center;">ZPR ① U □ - ② - ③</p> <p style="text-align: center;"> Pad size Pad material Connection thread (Male/Female thread) </p> <p style="text-align: center;"> Vacuum inlet (One-touch fitting) </p>
Component parts	<div style="display: flex; justify-content: space-around;"> <div style="text-align: center;"> <p>Male thread</p>  </div> <div style="text-align: center;"> <p>Female thread</p>  </div> </div> <p style="text-align: center; margin-top: 20px;"> (A) Adapter (With mounting nut) (With gasket) (A) Adapter (With gasket) </p> <p style="text-align: center;"> (D) Gasket (D) Gasket </p> <p style="text-align: center; margin-top: 20px;"> (B) Pad mounting adapter </p> <p style="text-align: right; border: 1px solid black; border-radius: 10px; padding: 2px; width: fit-content; margin: 0 auto;">Same for the ZP/Basic type</p>

		Symbol			Symbol	① Pad size symbol					
						2004	3507	4010			
(A) Adapter	(2) Vacuum inlet	One-touch fitting	ø4	04	(3) Connection thread	Male thread	M5 x 0.8	A5	ZPRS-04-A5		
						Female thread	M6 x 1	A6	ZPRS-04-A6		
	Male thread	M4 x 0.7	B4	ZPRS-04-B4							
	Female thread	M5 x 0.8	B5	ZPRS-04-B5							
	(B) Pad mounting adapter	ø6	06	(3) Connection thread	Male thread	M5 x 0.8	A5	ZPRS-06-A5	ZPT1-B5		
					Female thread	M6 x 1	A6	ZPRS-06-A6	NTJ-015C		
					Male thread	M4 x 0.7	B4	ZPRS-06-B4	SNJ-006C		
					Female thread	M5 x 0.8	B5	ZPRS-06-B5	ZP-5G2		
					(C) Mounting nut (Single unit)		M5 x 0.8				M-5G2
					(D) Gasket (Single unit)		M6 x 1				
					10 pcs.*1						
					100 pcs.*1						

*1 The gasket (single unit) sales unit is shown.

Oval Pad
Mounting Bracket Assembly **ZP Series**

Adapter Assembly: With Barb Fitting, Vacuum Inlet Direction Lateral Y Type/ZPY

Product part no.	<p>ZPY ① U □ - ② - ③</p> <p>Pad size ● Pad material ● Vacuum inlet (Barb fitting) ● Connection thread (Male/Female thread) ●</p>
Component parts	<div style="display: flex; justify-content: space-around;"> <div style="text-align: center;"> <p>Male thread</p>  <p>① Adapter (With mounting nut)</p> </div> <div style="text-align: center;"> <p>Female thread</p>  <p>① Adapter</p> </div> </div> <p style="text-align: right; border: 1px solid black; border-radius: 10px; padding: 2px; display: inline-block;">Same for the ZP/Basic type</p>

		Symbol			Symbol	① Pad size symbol				
						2004	3507	4010		
① Adapter	② Vacuum inlet Barb fitting	For ø4 nylon tubing	N4	Male thread	M5 x 0.8	A5	ZPY1-N4-A5			
				Male thread	M6 x 1	A6	ZPY1-N4-A6			
				Female thread	M4 x 0.7	B4	ZPY1-N4-B4			
			Female thread	M5 x 0.8	B5	ZPY1-N4-B5				
			For ø6 nylon tubing	N6	Male thread	M5 x 0.8	A5	ZPY1-N6-A5		
					Male thread	M6 x 1	A6	ZPY1-N6-A6		
		Female thread			M4 x 0.7	B4	ZPY1-N6-B4			
		Female thread		M5 x 0.8	B5	ZPY1-N6-B5				
		For ø4 soft tubing		U4	Male thread	M5 x 0.8	A5	ZPY1-U4-A5		
					Male thread	M6 x 1	A6	ZPY1-U4-A6		
			Female thread		M4 x 0.7	B4	ZPY1-U4-B4			
			Female thread		M5 x 0.8	B5	ZPY1-U4-B5			
	For ø6 soft tubing		U6	Male thread	M5 x 0.8	A5	ZPY1-U6-A5			
				Male thread	M6 x 1	A6	ZPY1-U6-A6			
				Female thread	M4 x 0.7	B4	ZPY1-U6-B4			
				Female thread	M5 x 0.8	B5	ZPY1-U6-B5			
② Mounting nut (Single unit)				M5 x 0.8	NTJ-015C					
				M6 x 1	SNJ-006C					

Buffer Assembly: Vacuum Inlet Direction **Vertical T Type/ZPT**

Product part no.	<p>ZPT ① U □ (J/K/JN/KN) ② - ③ - A8</p> <p>Pad size ● Pad material ●</p> <p>● Vacuum inlet (Female thread/One-touch fitting/Barb fitting) ● Buffer stroke</p> <p>● Buffer Specifications J : Rotating JN: Rotating (Without buffer plate) K : Non-rotating KN: Non-rotating (Without buffer plate)</p>	
Component parts		

		Symbol	① Pad size symbol		
			2004	3507	4010
② Buffer stroke	Stroke	6	●	●	●
		10	●	●	●
		15	●	●	●
		25	●	●	●
③ Buffer inlet	Female thread	M3 x 0.5	B3	ZPB1(J/K/JN/KN)②-B3	
		M5 x 0.8	B5	ZPB1(J/K/JN/KN)②-B5	
	One-touch fitting	ø4	04	ZPB1(J/K/JN/KN)②-04	
		ø6	06	ZPB1(J/K/JN/KN)②-06	
	Barb fitting	For ø4 nylon tubing	N4	ZPB1(J/K/JN/KN)②-N4	
		For ø4 soft tubing	U4	ZPB1(J/K/JN/KN)②-U4	
④ Buffer plate (Single unit)			ZPB1		
⑤ Mounting nut (Single unit)		M8 x 1	RB08J		

[Buffer assembly part number example]

Product part no. ZPT2004UN J 10 - B5 - A8

Buffer assembly ZPB1 J 10 - B5

② Buffer stroke

Oval Pad Mounting Bracket Assembly **ZP Series**

■ Buffer Assembly: With One-touch Fitting, Vacuum Inlet Direction Lateral R Type/ZPR

Product part no.	<p style="text-align: center;">ZPR ① U □ (J/K/JN/KN) ② - ③ - A8</p> <p style="margin-left: 40px;"> Pad size ● Pad material ● Buffer Specifications J : Rotating JN: Rotating (Without buffer plate) K : Non-rotating KN: Non-rotating (Without buffer plate) </p> <p style="text-align: right; margin-right: 40px;"> Vacuum inlet (One-touch fitting) Buffer stroke </p>
Component parts	

		Symbol	① Pad size symbol		
			2004	3507	4010
② Buffer stroke	Stroke	6	●	●	●
		10	●	●	●
		15	●	●	●
		25	●	●	●
④ Buffer		ZPB1(J/K/JN/KN)②			
③ Buffer connection adapter	③ Vacuum inlet One-touch fitting	ø4	04	ZPRS04-B5	
		ø6	06	ZPRS06-B5	
⑤ Pad mounting adapter		ZPT1-B5			
⑥ Buffer plate (Single unit)		ZPB1			
⑦ Mounting nut (Single unit)		M8 x 1	RB08J		
⑧ Gasket (Single unit)		10 pcs.*1	ZP-5G2		
		100 pcs.*1	M-5G2		

*1 The gasket (single unit) sales unit is shown.

[Buffer assembly part number example]

Product part no. **ZPR3507UN** K 15 - 04 - A8

Buffer assembly **ZPB1** K 15

② Buffer stroke

Buffer Assembly: With Barb Fitting, Vacuum Inlet Direction Lateral Y Type/ZPY

Product part no.	<p>ZPY ① U □ (J/K/JN/KN) ② - ③ - A8</p> <p>Pad size • Pad material • Buffer Specifications</p> <p style="margin-left: 100px;">• Vacuum inlet (Barb fitting) • Buffer stroke</p> <p style="margin-left: 100px;"> J : Rotating K : Non-rotating JN: Rotating KN: Non-rotating (Without buffer plate) (Without buffer plate) </p>
Component parts	<p>① Buffer (With buffer plate / With mounting nut)</p> <p>② Mounting nut</p> <p>③ Buffer plate</p> <p>④ Pad mounting adapter</p> <p style="border: 1px solid black; border-radius: 10px; padding: 2px; display: inline-block;">Same for the ZP/Basic type</p>

		Symbol	① Pad size symbol		
			2004	3507	4010
② Buffer stroke	Stroke	6	●	●	●
		10	●	●	●
		15	●	●	●
		25	●	●	●
④ Buffer		ZPB1(J/K/JN/KN)②			
④ Pad mounting adapter	③ Vacuum inlet	Barb fitting	For ø4 nylon tubing	N4	ZPY1-N4-B5
			For ø6 nylon tubing	N6	ZPY1-N6-B5
			For ø4 soft tubing	U4	ZPY1-U4-B5
			For ø6 soft tubing	U6	ZPY1-U6-B5
③ Buffer plate (Single unit)		ZPB1			
④ Mounting nut (Single unit)		M8 x 1	RB08J		

[Buffer assembly part number example]

Product part no. **ZPY4010UF** K 10 - 06 - A8

Buffer assembly **ZPB1** K 10

② Buffer stroke